

FACILITY INFORMATION

Page 1 of 4



CIVIC HALL PERFORMING ARTS CENTER

380 Hub Etchison Parkway

Richmond, IN 47374

www.civichall.com

765-973-3350

765-973-3346 (Fax)

OFFICE STAFF:

John Cook – Performing Arts Manager jcook@rcs.k12.in.us 765-973-3350

Cindy Cate – Box Office Manager cindyb@rcs.k12.in.us 765-973-3350

Mike Rogan – Technical Director miker@rcs.k12.in.us 765-973-3453

Joy Turner – Housekeeping joymo@rcs.k12.in.us 765-973-3350

Helen Gibson – Housekeeping hgibson@rcs.k12.in.us 765-973-3350

DIRECTIONS:

From Indianapolis:

I-70 E to exit 149A, S on Williamsburg Pike 2.8 mi. to National Rd (US 40), Left on National Rd .3 mi to SW 1st St, Right on SW 1st St, through 1st light, becomes Hub Etchison Parkway, S .4 mi to horseshoe drive on Right and Civic Hall (CHPAC).

From Dayton:

I-70 W to exit 149A, follow directions (above) from Williamsburg Pike to CHPAC.

From Muncie:

US 35 S to I-70 interchange, continue straight through interchange (road becomes Williamsburg Pike), follow Indianapolis directions (above) from Williamsburg Pike to CHPAC.

From Cincinnati:

US 27 N to Richmond, Left on US 40 W (N “A” St), stay on US 40 W .7 mi. to SW 1st St, after crossing bridge, Left at the light on to SW 1st St, through 1st light, becomes Hub Etchison Parkway, S .4 mi to horseshoe drive on Right and CHPAC.

From Ft. Wayne:

US 27 S to US 40 W (N “A” St), Right on US 40 W .7 mi. to SW 1st St, after crossing bridge, Left at the light on to SW 1st St, through 1st light, becomes Hub Etchison Parkway, S .4 mi to horseshoe drive on Right and CHPAC.

FACILITY INFORMATION

Page 2 of 4



SEATING CAPACITY:

Main Floor and Boxes:	616
Balcony and Boxes:	<u>312</u>
Total:	928

LOAD-IN:

Street to Loading Dock:

Street level access directly from Hub Etchison Parkway, via driveway apron, and load-in through 9'w x 10'h overhead door.

Note: Loading Dock driveway shares the same entrance as the horseshoe drive in front of CHPAC.

Loading Dock to Stage Entrance:

Interior stage access area is approximately 26' x 46', with access directly to stage-left wing through 12'w x 16'h sliding fire door.

DRESSING ROOMS:

To date, permanent dressing room facilities are unfinished. Temporary dressing room space, utilizing adjacent classrooms, may be requested to meet user requirements. (Refer to page 4.)

STAGE FLOOR COMPOSITION:

Fir (Nails and/or stage screws are not permitted)

Finish Color: Ebony

Note: Stage is currently covered with 1/8" hardboard painted black.

ACOUSTICAL SHELL:

WENGER STAGEMASTER

(Refer to Dimensional Section, Drawing D3, for size and configurations.)



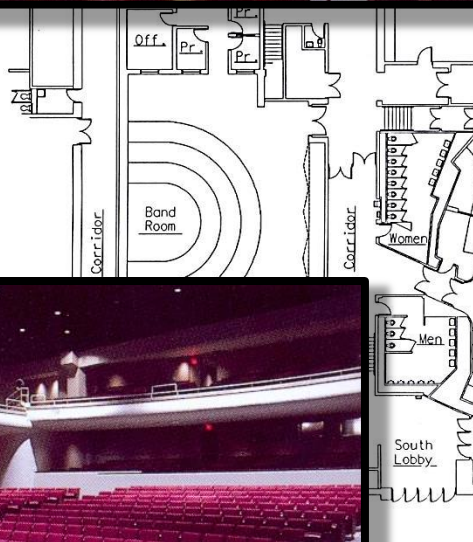
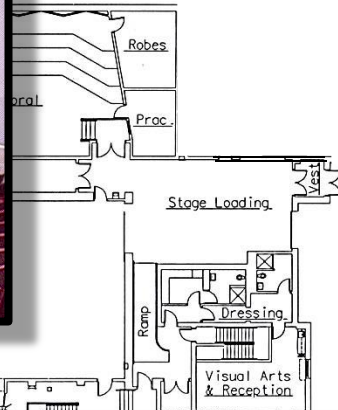
STAGE LABOR:

Available upon prior confirmation between Presenter and CHPAC. Otherwise, Presenter is responsible for additional stage labor.

FACILITY INFORMATION



AUDITORIUM



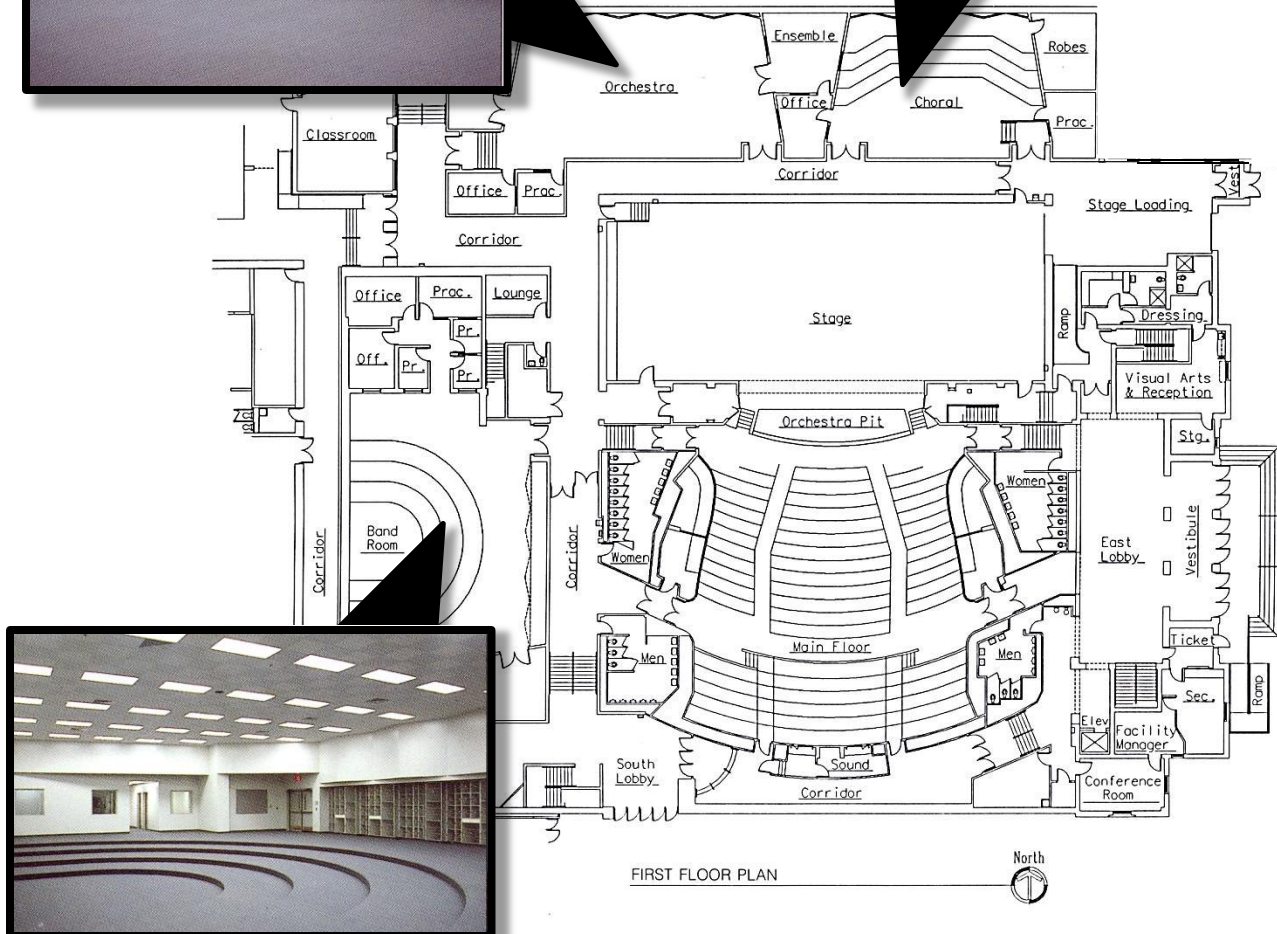


FIRST FLOOR PLAN



FACILITY INFORMATION



DRESSING ROOMS



DIMENSIONAL INFORMATION

Page 1 of 4



PERFORMANCE AREA (See Drawings D1 and D2)

Proscenium Width	46 Feet
Proscenium Height	20 Feet
Overall Stage Width	108 Feet
Stage Depth:	
Apron Nose to Upstage Wall	59 Feet
Curtain Line to Back Wall	43 Feet
Stage to Grid (Underhung)	42 Feet

APRON

Width	46 Feet
Depth at CS to Apron Nose	16 Feet

ORCHESTRA PIT

Maximum Dimension	34'w x 12'd
Operation	Manual
Depth Tier #1	6'-8" Below Deck
Tier #2	7'-8" Below Deck

Note: CHPAC does not have a hydraulically operated lift, therefore, a request to lower the pit cover requires a minimum of three weeks notice. Also, the Presenter is responsible for the labor expense incurred in the lowering of the pit cover and its return following the event.

WINGS

Stage-Right and Left	30'w x 43'd
Note: Grid height limitations result in variable clearance space in each wing.	

FRONT-OF-HOUSE CATWALK (See Drawings D1 and D2)

Length	80 Feet
Width	4 Feet
Height Above Stage Deck	29 Feet
Distance to Curtain Line	34 Feet

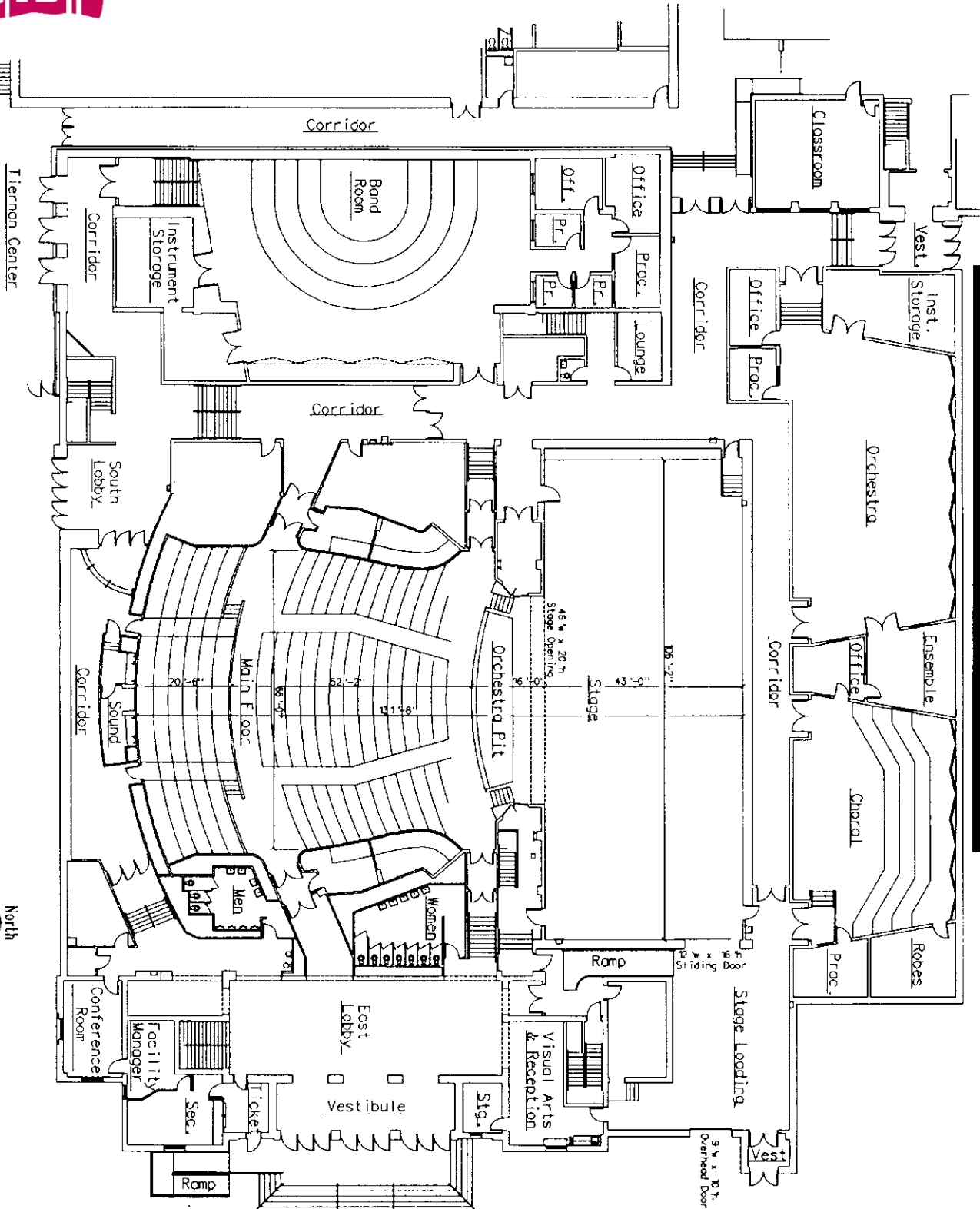
ACOUSTICAL SHELL

(See Drawing D3)



DRAWING # D1

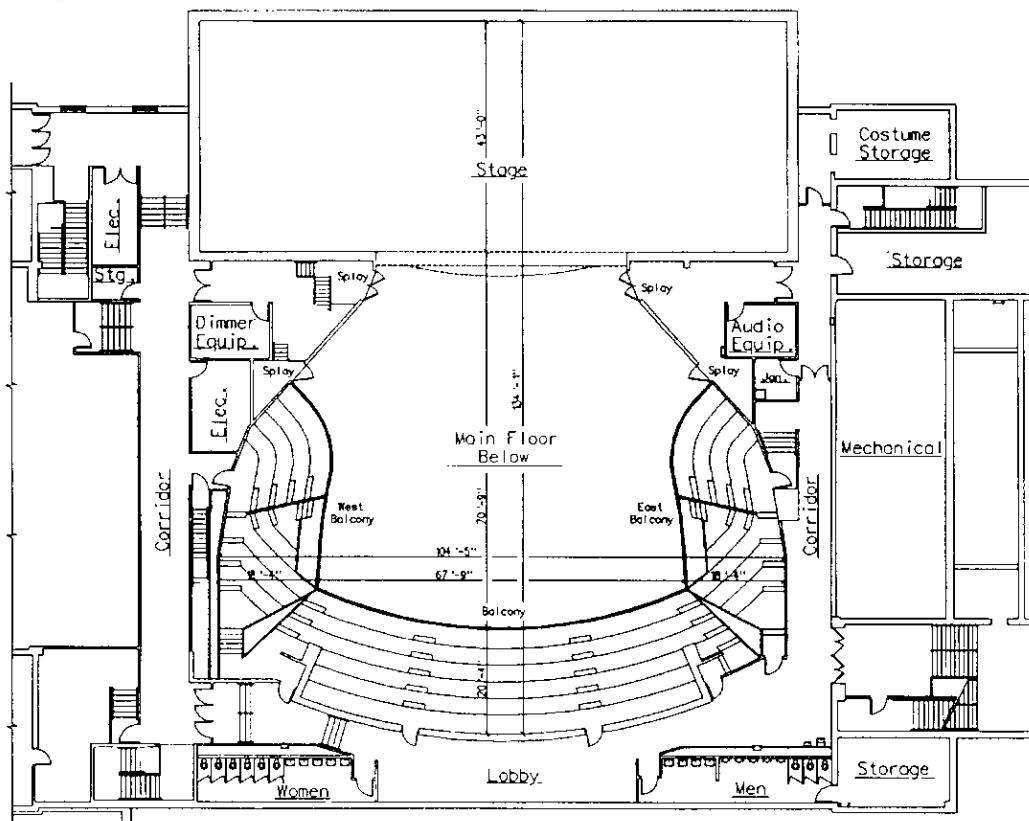
FIRST FLOOR PLAN



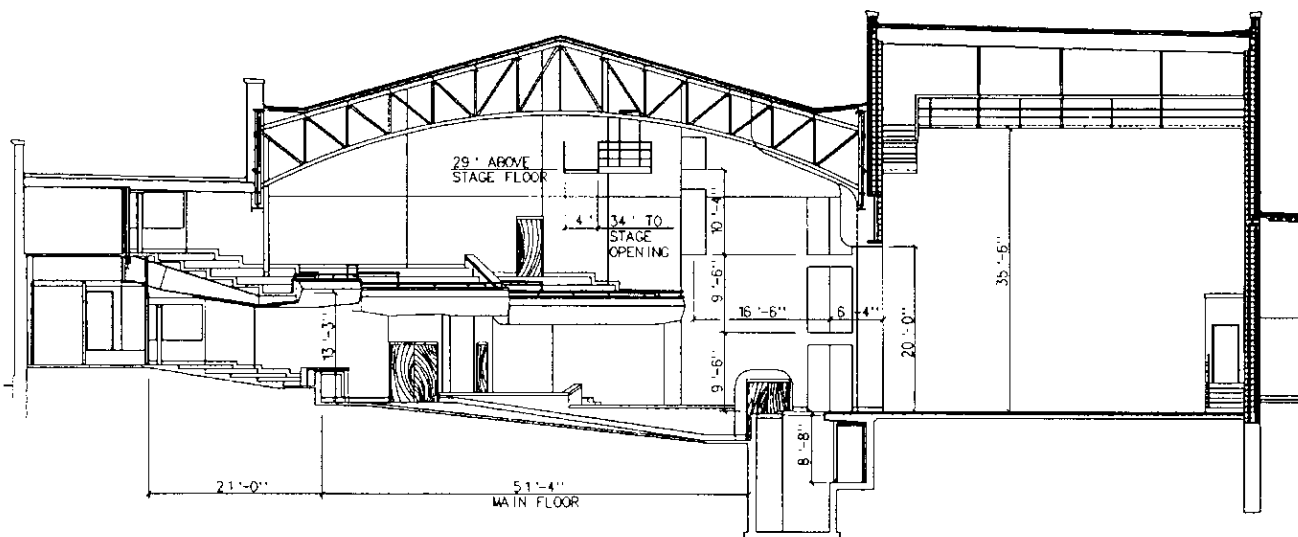
DIMENSIONAL INFORMATION:
FIRST FLOOR PLAN



DRAWING # D2



SECOND FLOOR PLAN North



SECTION

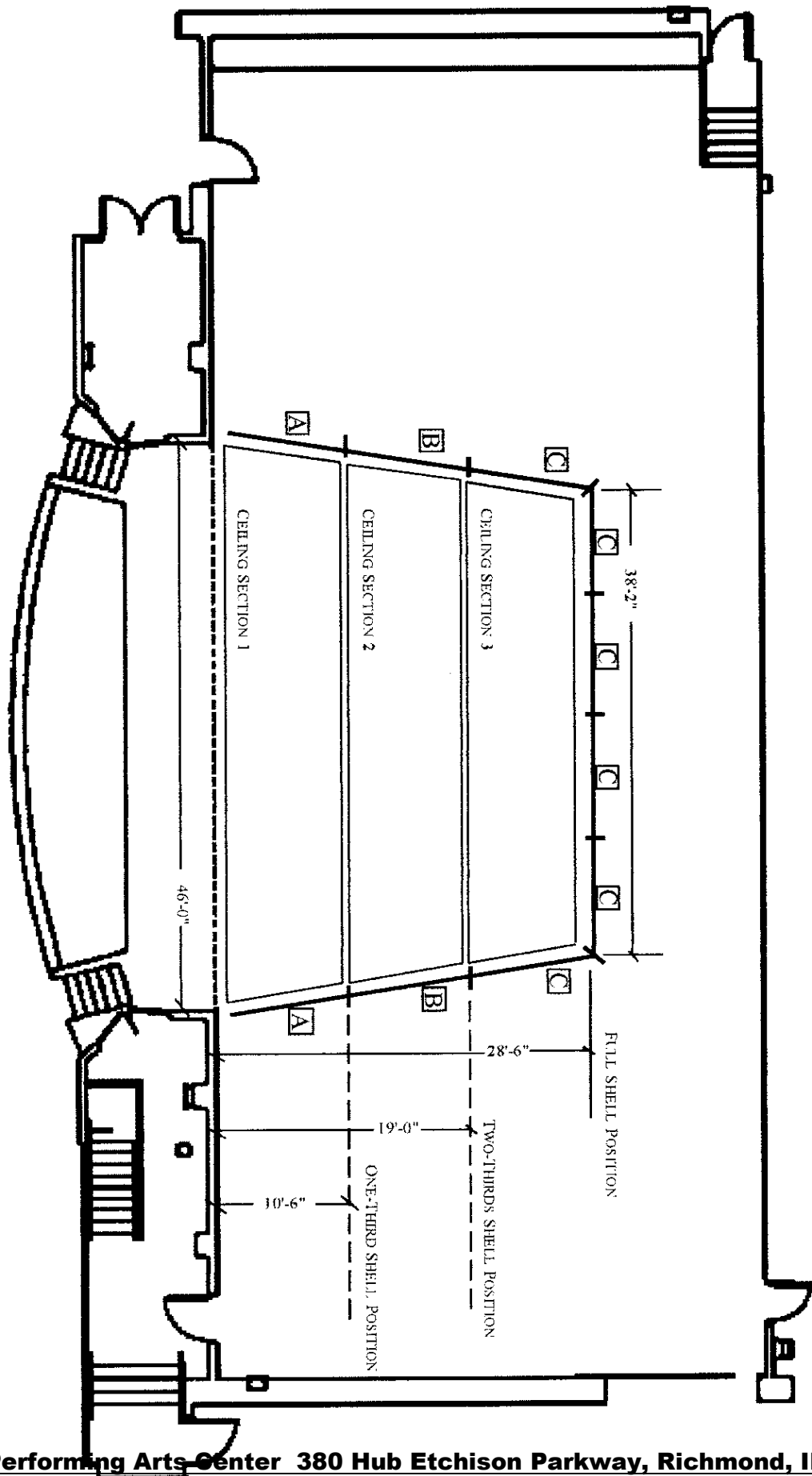
DIMENSIONAL INFORMATION

SECOND FLOOR PLAN AND SECTION VIEW



DRAWING # D3

DIMENSIONAL INFORMATION ORCHESTRA SHELL



KEY:

- A 21' SIDE PANEL
- B 19' SIDE PANEL
- C 17' SIDE PANEL

LIGHTING

Page 1 of 12



CONSOLE

ETC ION w/ 2 x 20 Fader Wing

<http://www.etconnect.com/Products/Consoles/Eos-Family/Ion/Features.aspx>



FIXTURE INVENTORY – MOVING HEAD

(4) Martin Encore Performance Profile – COLD

<https://www.martin.com/en/products/mac-encore-performance-cld>



(4) Martin Quantum Wash

<https://www.martin.com/en/products/mac-quantum-wash>



(12) Martin Quantum Profile

<https://www.martin.com/en/products/mac-quantum-profile>



(10) Chauvet Maverick MK3 Wash

<https://www.chauvetprofessional.com/products/maverick-mk3-wash/>



LIGHTING

Page 2 of 12



FIXTURE INVENTORY – LED STRIPS

(8) Chroma Q Color Force II - 48

<http://www.chroma-q.com/products/color-force-ii>



(16) Chroma Q Color Force II - 12

<http://www.chroma-q.com/products/color-force-ii>



FIXTURE INVENTORY – LED PAR

(9) Chauvet Freedom PAR Hex-4 w/ DMX

<https://www.chauvetdj.com/products/freedom-par-hex-4/>



FIXTURE INVENTORY – CONVENTIONALS

(20) Altman 1KL6-30 Leko, 1000w

(20) Altman 1KL6-20 Leko, 1000w

(10) Altman 1KL6-12 Leko, 1000w

(6) Altman 1KL8-10 Leko, 1000w

(4) Altman 1KL10-5 Leko, 1000w

(20) Altman 360 6x9 Leko, 750w

(20) Altman 65Q 6" Fresnel, 750w

(20) Altman PAR 64 WFL, 1000w

**(4) Colortran 650-035 Leko, 1000w
w/ 20, 30 or 40 Degree Lenses**

(20) ETC S4 19 Degree, 575w

(28) ETC S4 26 Degree, 575w

(26) ETC S4 36 Degree, 575w

(20) ETC S4 50 Degree, 575w

(24) ETC S4 PAR MCM w/ Lens Kit, 575w

(10) L & E 4-cell Broadcyc, 1000w

(4) Altman 100 3" Fresnel, 150w

LIGHTING

Page 3 of 12



FIXTURE INVENTORY – Follow Spots

(2) Altman Satellite I, 575w HMI

https://www.altmanlighting.com/wp-content/uploads/2016/08/satellite_followspot.pdf

MISCELLANEOUS LIGHTING INVENTORY

(8) 12' Booms on 50 lb Base

(1) DF-50 Hazer w/ DMX

(1) LeMaitre D300 Smoke/Hazer w/ DMX

HOUSE & THEATRICAL DIMMING

ELECTRONICS DIVERSIFIED MARK VII System

- **All Theatrical Dimming 2.4K**
- **No Non-Dims. All Non-Dims via LEX Presidential Distro (See Below)**

ADDITIONAL DIMMING

(2) ETC SENSOR 24 x 2.4K

COMPANY SWITCH

208v 400a 3-Phase

Lug Connection

Location: DSL

ADDITIONAL AC DISTRIBUTION

LEX Presidential Distro w/

48 120VAC or 208VAC Circuits

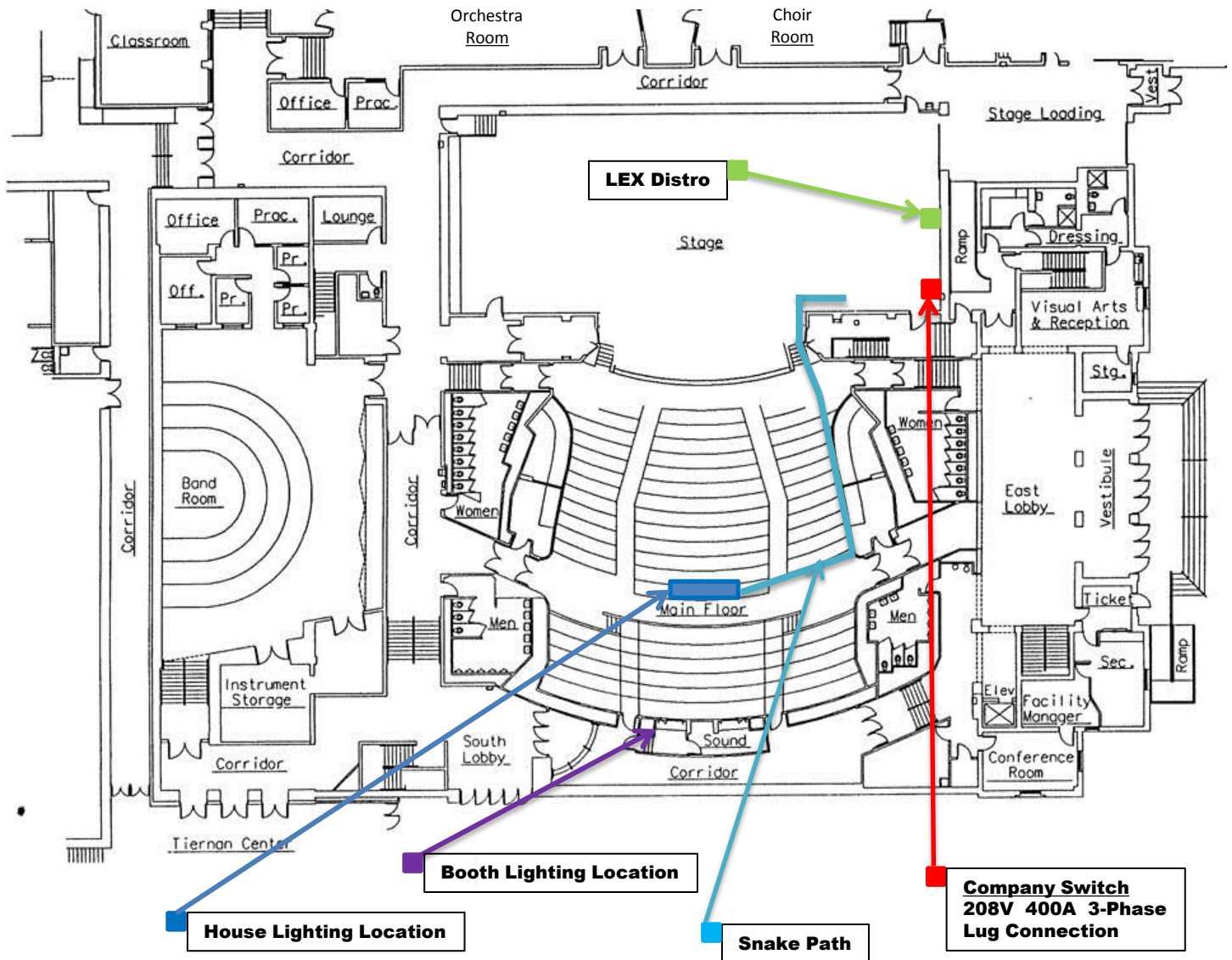
Location: SL Wing



LIGHTING



FLOOR PLAN & POINTS OF INTEREST

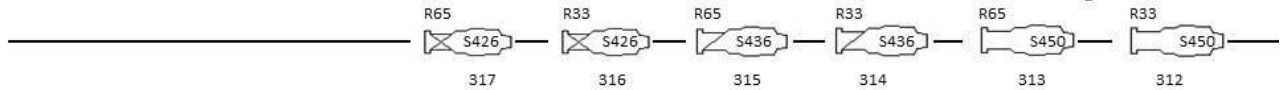


LIGHTING

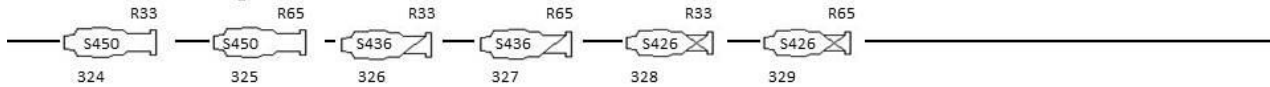


1E LINESET #3 @ 3'-0"

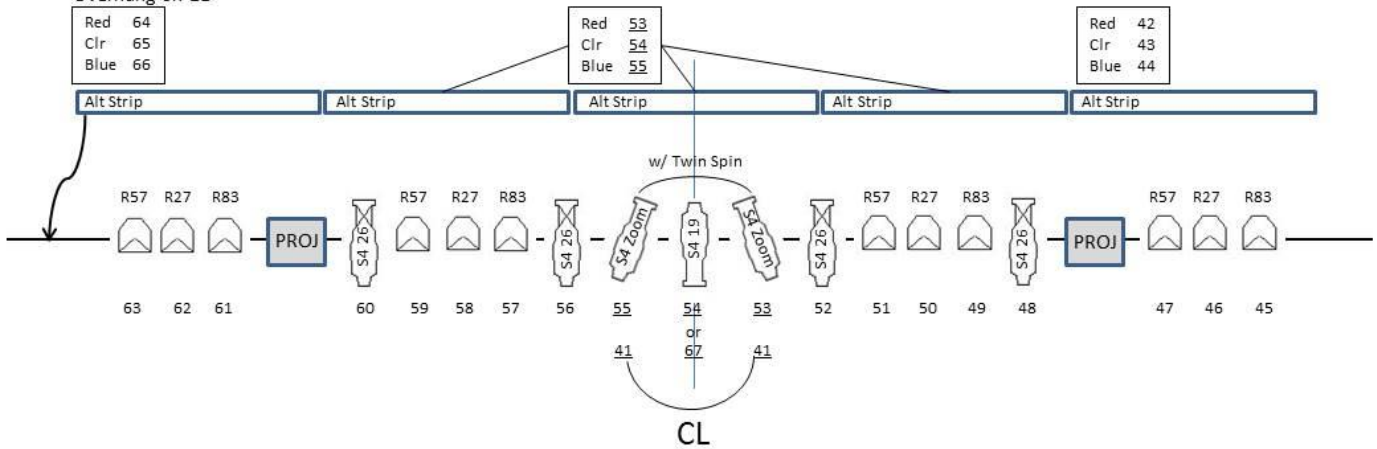
1E SL Pipe End



1E SR Pipe End



Overhung on 1E

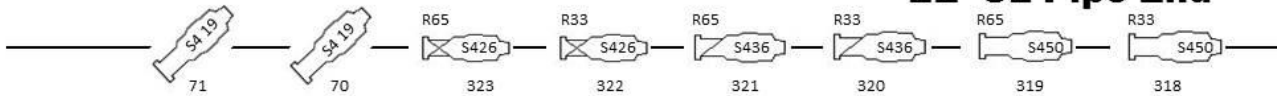


LIGHTING

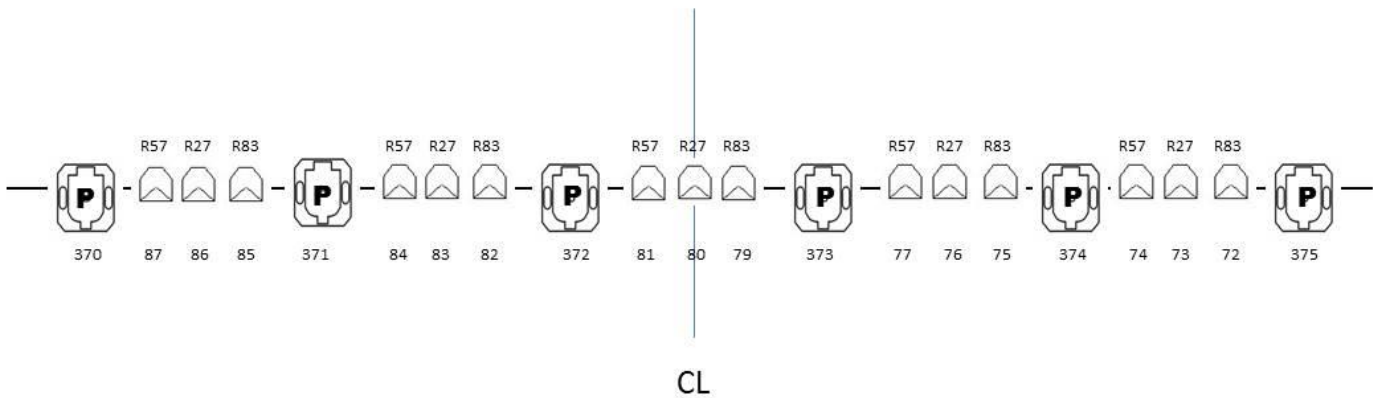
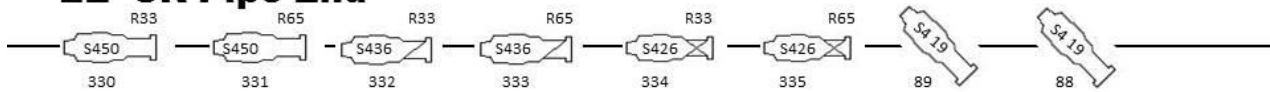


2E LINESET #11 @ 10'-3"

2E SL Pipe End



2E SR Pipe End

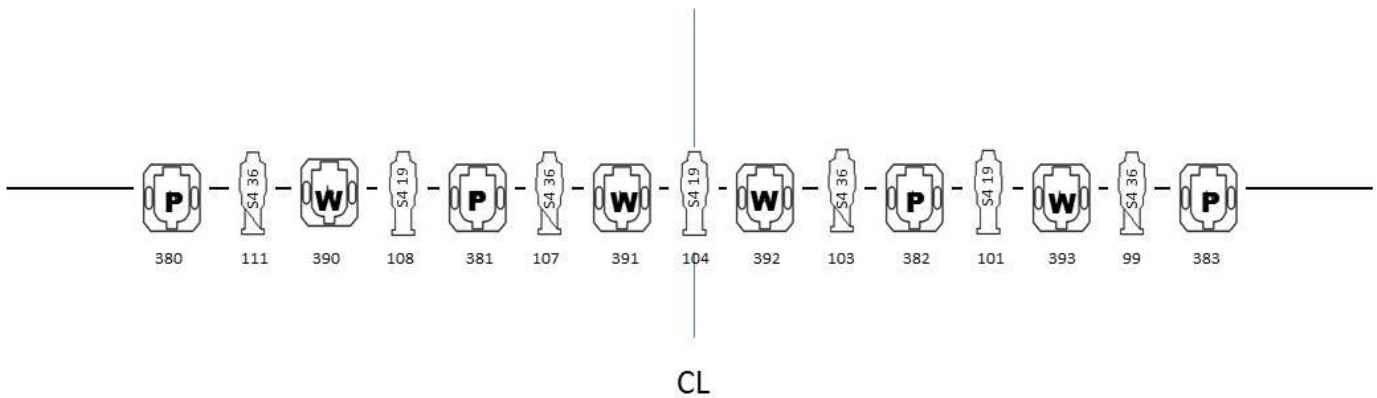
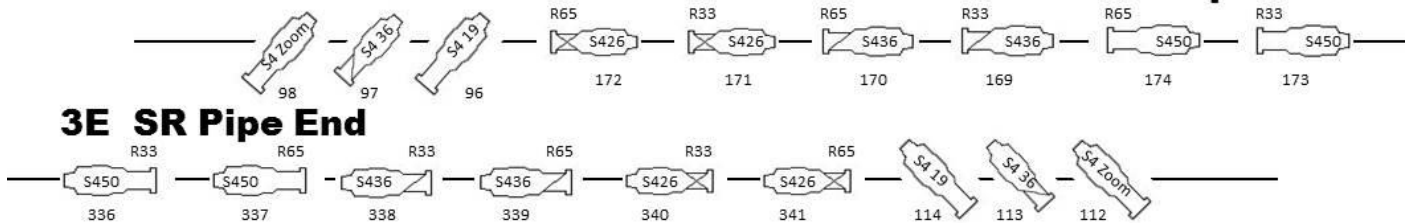


LIGHTING



3E LINESET #19 @ 18'-3"

3E SL Pipe End

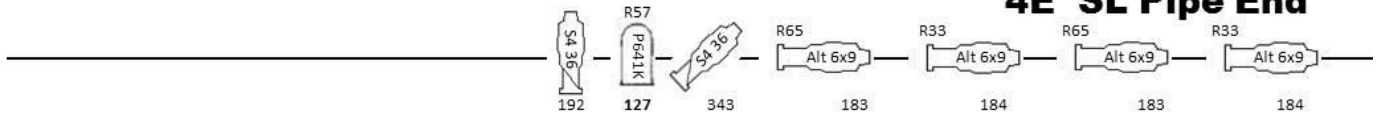


LIGHTING

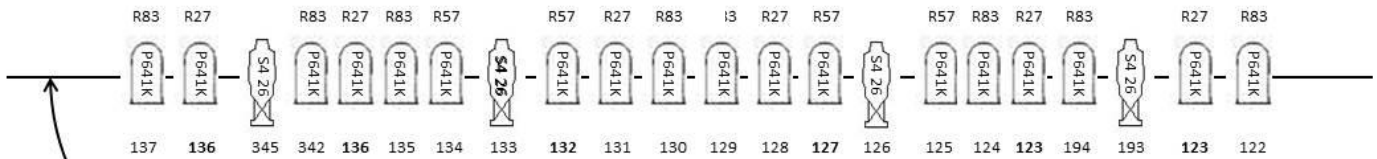
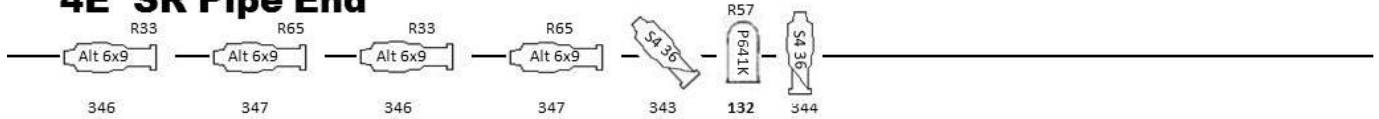


4E-A LINESET #31 @ 28'-3"


4E SL Pipe End



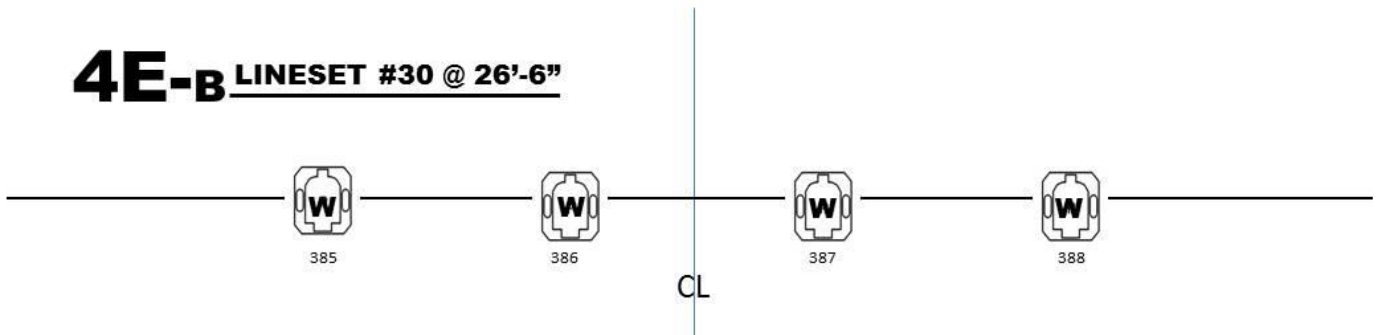
4E SR Pipe End



Overhung on 4E-A



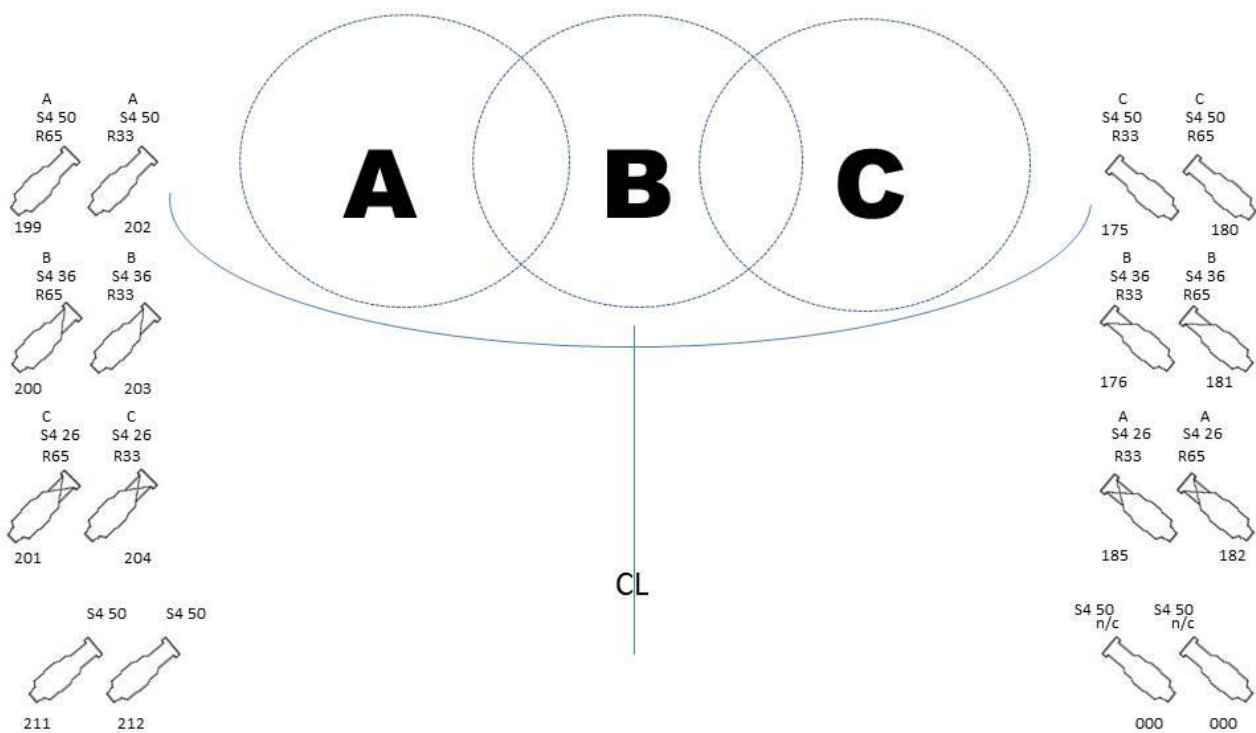
4E-B LINESET #30 @ 26'-6"



LIGHTING



2nd Level Coves



STAGE RIGGING



1 OF 2

- BATTEN AND ARBOR INFORMATION -

Total Number of Battens: 39
Batten / Arbor Capacity:
6 Foot Arbor: 1025 Pounds
7 Foot Arbor: 1230 Pounds
10 Foot Arbor: 1845 Pounds

- CURRENT BATTEN ASSIGNMENTS - (See Drawing: R1)

- FLY RAIL -

Distance to Stage Opening: 30 Feet
Operation: Manual / Purchase Line (None Motorized)

- WEIGHT GALLERY -

Width: 4 Feet
Length: 43 Feet
Distance to Stage Floor: 36 Feet

- HOUSE GOODS -

<u>Item:</u>	<u>Color:</u>	<u>Quantity:</u>	<u>Size:</u>
Valance	Burgundy	1	63'-0" x 12'-0"
Tormentors	Burgundy	1 pr.	6'-0" x 22'-0"
Main Curtain	Burgundy	1	(2) 32'-6" x 22'-0"
Legs	Black	9 pr.	8'-6" x 22'-0"
Legs	Black	1 pr.	8'-6" x 26'-0"
Teasers	Black	3	63'-0" x 10'-0"
Travelers	Black	2	(4) 32'-6" x 22'-0"
Sharkstooth Scrim	Black	1	63'-0" x 22'-0"
Cyclorama (Muslin)	White	1	63'-0" x 22'-0"

- LIFT -

CHPAC does not own a lift at the present time. Given adequate prior notice a lift can be requested from the Richmond Community Schools Maintenance Department.

- LADDERS -

(1 ea.) 3', 6', 8', 10' Step Ladder (Fiberglass)



DRAWING # R1

LINESET	DESCRIPTION	DISTANCE/ PROSCENIUM	ARBOR SIZE	BATTEN	CURTAIN SIZE	TRACK	OTHER
1	Valance/Tormentors	0'-9"	6'-0"	A	63'-0"x12'-0"		
2*	Main Curtain	1'-6"	7'-0"	A	2/32'-6"x22'-0"	2/32'-6"	C
3*	1st Electric	3'-0"	10'-0"	A/B			
4	Open	4'-9"	6'-0"	A			
5	Open	5'-3"	6'-0"	A			
6	Orch. Shell Ceiling #1	6'-3"	10'-0"	A/A			
7	Open	7'-0"	6'-0"	A			
8	Projection Screen	7'-6"	6'-0"	A			
9	2nd House Border	8'-0"	6'-0"	A	63'-0"x10'-0"		
10	2nd House Leg	8'-9"	6'-0"	A	4/8'-6"x22'-0"		C
11*	2nd Electric	10'-3"	10'-0"	A/B			
12	Open	11'-6"	6'-0"	A			
13	Open	12'-3"	6'-0"	A			
14*	Mid-Traveler	13'-0"	7'-0"	A	2/32'-6"x22'-0"	2/32'-6"	C
15	Scrim	13'-9"	6'-0"	A	63'-0"x22'-0"		
16	Orch. Shell Ceiling #2	14'-10"	10'-0"	A/A			
17	3rd House Border	16'-0"	6'-0"	A	63'-0"x10'-0"		
18	3rd House Leg	17'-0"	6'-0"	A	4/8'-6"x22'-0"		C
19*	3rd Electric	18'-3"	10'-0"	A/B	2/32'-6"x22'-0"		
20	Open	19'-3"	6'-0"	A			
21	Open	20'-3"	6'-0"	A			
22	Open	20'-9"	8'-0"	A			
23	Open	21'-6"	8'-0"	A			
24	Open	22'-0"	6'-0"	A			
25	Open	22'-6"	6'-0"	A			
26	Orch. Shell Ceiling #3	23'-6"	10'-0"	A/A			
27	4th House Border	25'-0"	6'-0"	A	63'-0"x10'-0"		
28	4th House Leg	25'-6"	6'-0"	A	4/8'-6"x22'-0"		C
29	Open	26'-0"	8'-0"	A			
30	Open	26'-6"	6'-0"	A			
31*	4th Electric	28'-3"	10'-0"	A/B			
32	Open	30'-0"	6'-0"	A			
33	Open	30'-9"	6'-0"	A			
34	Open	31'-6"	6'-0"	A			
35*	Upstage Traveler	32'-8"	7'-0"	A	2/32'-6"x22'-0"	2/32'-6"	C
36	Open	33'-3"	8'-0"	A			
37	Open	33'-9"	8'-0"	A			
38	Open	34'-3"	6'-0"	A			
39	Cyc	35'-3"	6'-0"	A/A	63'-0"x22'-0" Cyc Masking: 60'-0"x5'-0" (Border) 2/8'-6"x26'-0" (Leg)		E

**STAGE RIGGING:
BATTEN ASSIGNMENTS
AND SPEC INFORMATION**

KEY:

- A: One 63'-0" 1 1/2" Pipe Batten
- B: One 48'-0" 1/1/4" Pipe Batten
- C: 25 oz. Flame Resistant Memorable Velour
- D: 102" Black Sharktooth Scrim
- E: 102" White Muslin Cyclorama

*** DENOTES PERMANENT HANG**

SOUND PROCESSING

Page 1 of 5



PA SYSTEM L/R

Flown Components

L'Acoustics Kiva II

7 per Side

<https://www.l-acoustics.com/en/product/kiva-ii/>



L'Acoustics SB15

1 per side

<https://www.l-acoustics.com/en/product/sb15m/>



Ground Components

-Front Fills-

4 on Apron

L'Acoustics 5XT

<https://www.l-acoustics.com/en/product/5xt/>



-Subs-

2 per Side

L'Acoustics SB18

<https://www.l-acoustics.com/en/product/sb18/>



-Amplification-

L'Acoustics LA12x

<https://www.l-acoustics.com/en/product/la12x/>



SOUND PROCESSING

Page 2 of 5



CONSOLE

(2) Midas M32

<http://www.musictribe.com/Categories/Midas/Mixers/Digital/M32/p/P0B3I>



(2) DL-16 Stage Boxes

<http://www.musictribe.com/Categories/Midas/Mixers/I-O-Interfaces/DL16/p/P0B13>



SOUND PROCESSING

Page 3 of 5



MISCELLANEOUS HOUSE INVENTORY

Monitors

(6) Electro-Voice FM-1502ER

Microphones

-Wireless System-

(6) Shure UR-Series Receivers

- (6) UR1 Bodypack Transmitters with**
- (6) Countryman E6 mics**
- (2) Shure WL185 Lavaliers**
- (6) UR2 Handheld Transmitters**
with Beta 58 Heads

-Wired-

- (4) Crown PCC-160**
- (8) Shure Beta 58**
- (10) Shure Beta 57**
- (5) Shure SM-91**
- (4) MXL 990**
- (4) MXL 991**
- (1) Rode NT4**
- (2) Crown PZM-180**
- (1) Crown SASS-P**
- (4) Audio Technica 853Rx**

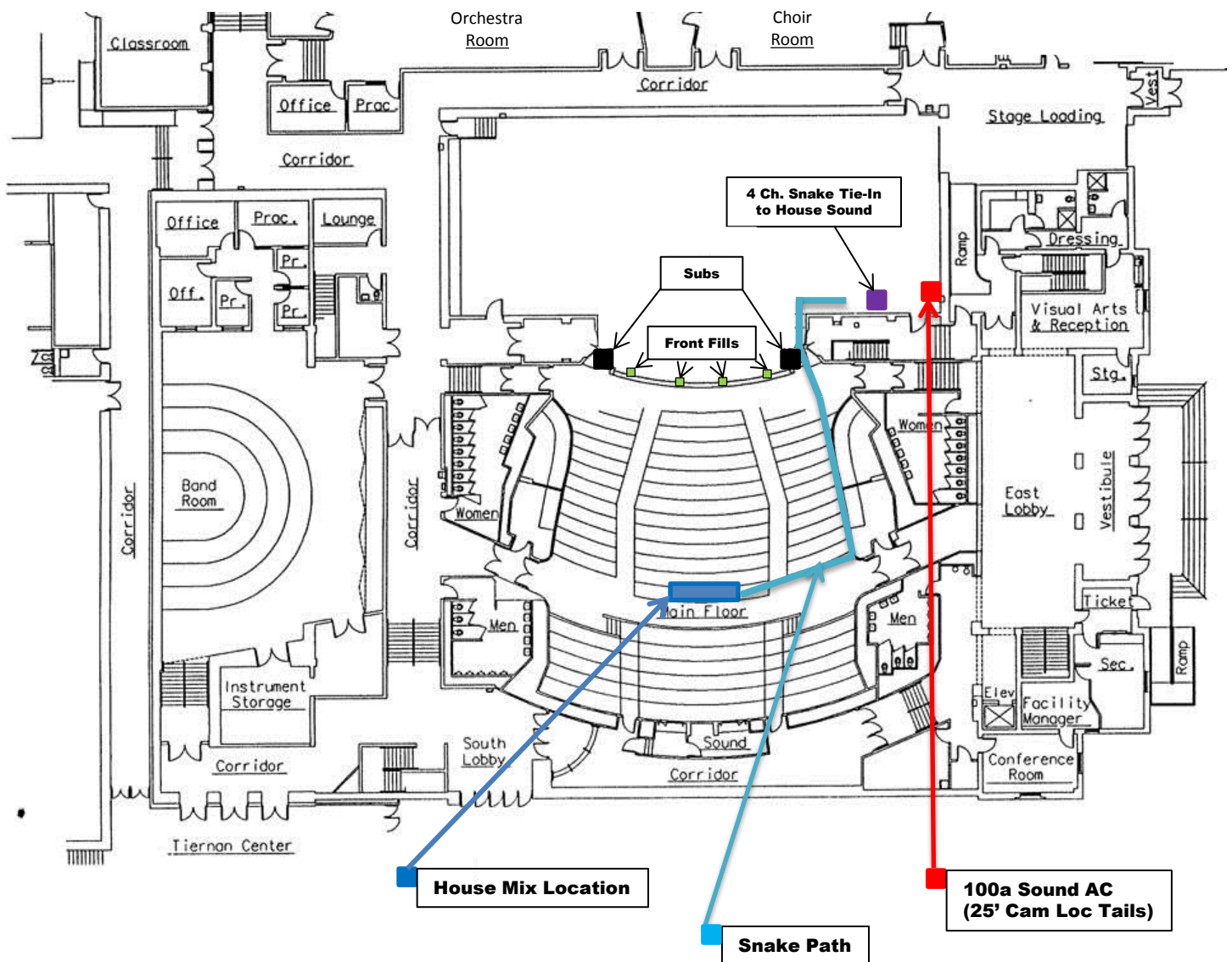
Intercom

- (1) ClearCom MS-400a 4-Ch. Main Station**
- (1) ClearCom RM-400a 4-Ch. Remote Station**
- (10) ClearCom RS-501 Belt Packs**
- (10) Beyer-Dynamic DT-108 Headsets**

SOUND PROCESSING



FLOOR PLAN & POINTS OF INTEREST





CONNECTIVITY/ TIE-LINES

